


**BRILLIANCE
INSTITUTE**

www.SimonTBailey.com



Kick It Up A Notch

KICK IT UP A NOTCH

www.simontbailey.com

**What are the five steps to
Kicking It Up A Notch?**

Get Insight

**Develop Your
Intuition**

Make an Impact

**Leverage Your
Imagination**

Be Intentional

Zone of Big Ideas
for my Life

Zone of Big Ideas
for my Organization




KICK IT UP A NOTCH

www.simontbailey.com

Brilliant Actions: *Personal Accountability*

Considering how your behaviors align with your areas of brilliance supports personal accountability.

- In the Stop column, identify which areas are your “problem” areas. Write down behaviors or attitudes that “cloud” these areas.
- In the Start column, choose which areas are okay, but could use some improvement. What actions can you take to improve in these areas?
- In the Continue column, identify which areas were most highly rated. What are you doing in those areas to make them satisfying for you? Record what you are doing well in this area and want to continue.

Facet	Action Steps to Brilliance		
	 START	 STOP	 CONTINUE
<i>Spiritual</i>			
<i>Family</i>			
<i>Career</i>			
<i>Emotional</i>			
<i>Mental</i>			
<i>Wellness</i>			
<i>Social</i>			
<i>Financial</i>			

Zone of Big Ideas
for my Life

Zone of Big Ideas
for my Organization

